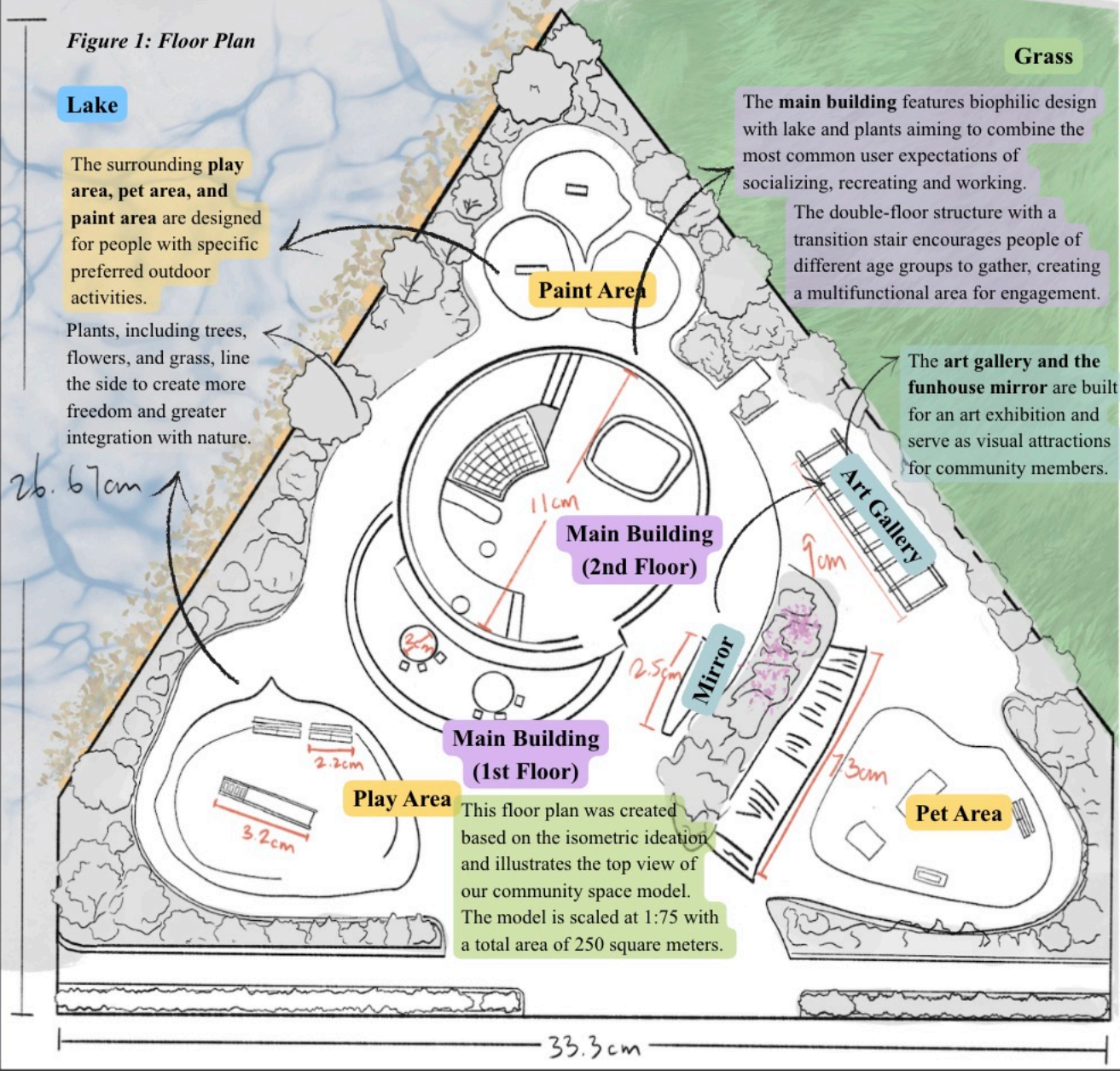


Figure 1: Floor Plan



**Lake**

The surrounding **play area, pet area, and paint area** are designed for people with specific preferred outdoor activities.

Plants, including trees, flowers, and grass, line the side to create more freedom and greater integration with nature.

**Grass**

The **main building** features biophilic design with lake and plants aiming to combine the most common user expectations of socializing, recreating and working.

The double-floor structure with a transition stair encourages people of different age groups to gather, creating a multifunctional area for engagement.

The **art gallery and the funhouse mirror** are built for an art exhibition and serve as visual attractions for community members.

**Paint Area**

**Main Building (2nd Floor)**

**Main Building (1st Floor)**

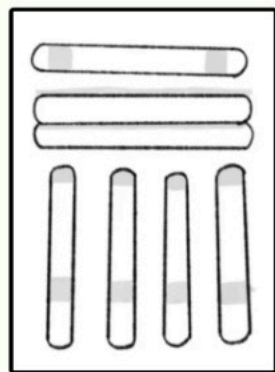
**Play Area**

This floor plan was created based on the isometric ideation and illustrates the top view of our community space model. The model is scaled at 1:75 with a total area of 250 square meters.

**Pet Area**

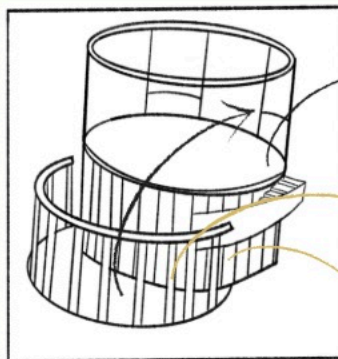
33.3cm

Figure 2: 3D gallery structure



3 horizontal wooden strips form the roof and are attached to the horizontal wall. 4 vertical wooden strips are attached with 1 horizontal strip in the middle to create the wall for artwork display.

Figure 3: Main Building



The main building includes 2 circular wooden pieces as the floors connected by a stair made of wood strips. 11 wood sticks are attached to the bottom edge of the 1st floor and to support the top circular/semicircular rings. Wooden strips are arranged around the 2nd-floor column foam base.